



Cultivating Progress

**HIGHLIGHTS OF
AGRICULTURE'S RISING YIELDS**

FOOD CROPS



OPEN FIELD
CULTIVATION

17.2%

PRODUCTION OF FOOD CROPS

2023	143,883.7 TONNES
2022	107,878.5 TONNES



BY 33.4%



PROTECTED
CULTURES

27.6%

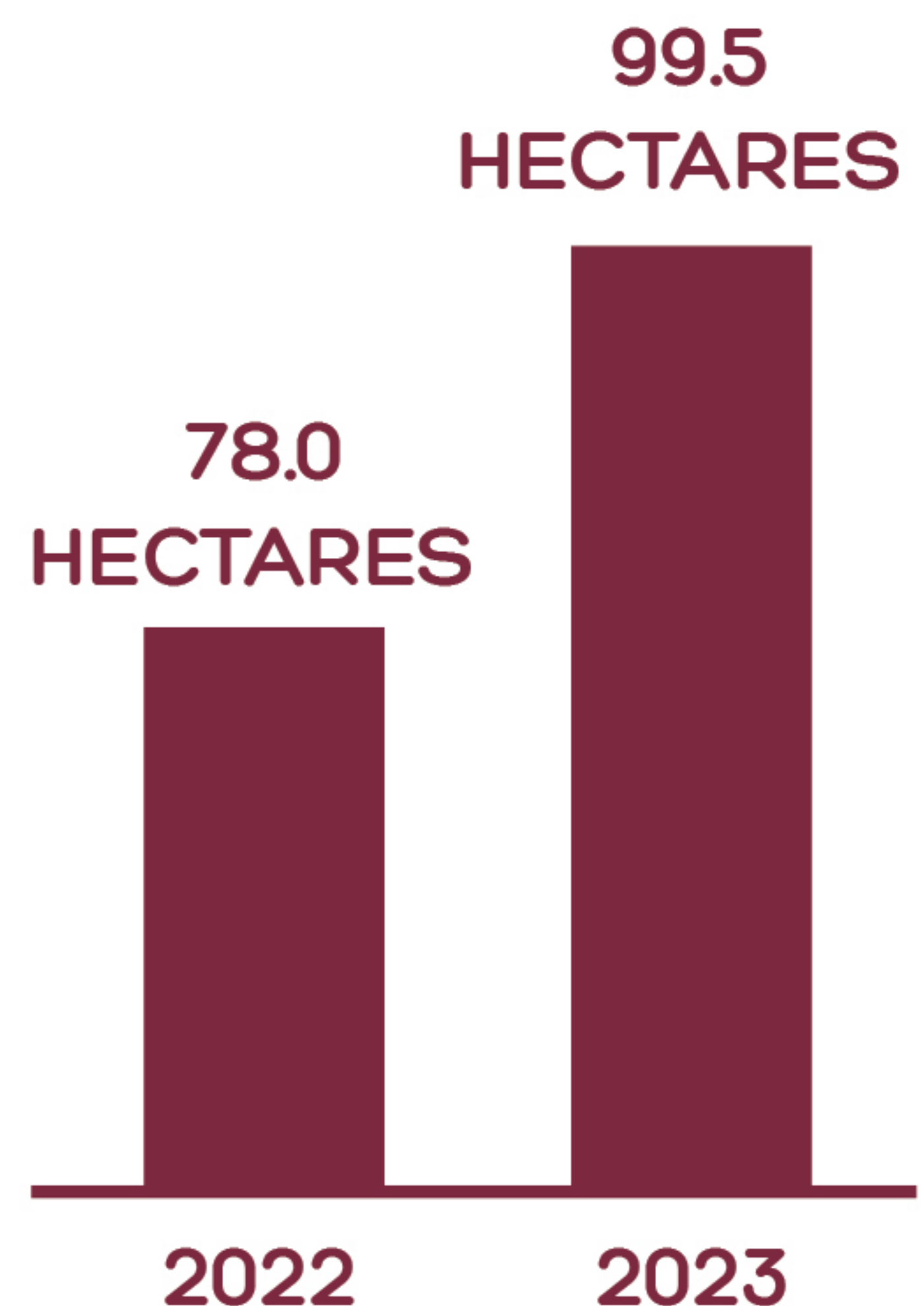


PRODUCTION OF FOOD CROPS


2023	11,281.9 TONNES
2022	9,236.8 TONNES



BY 22.1%

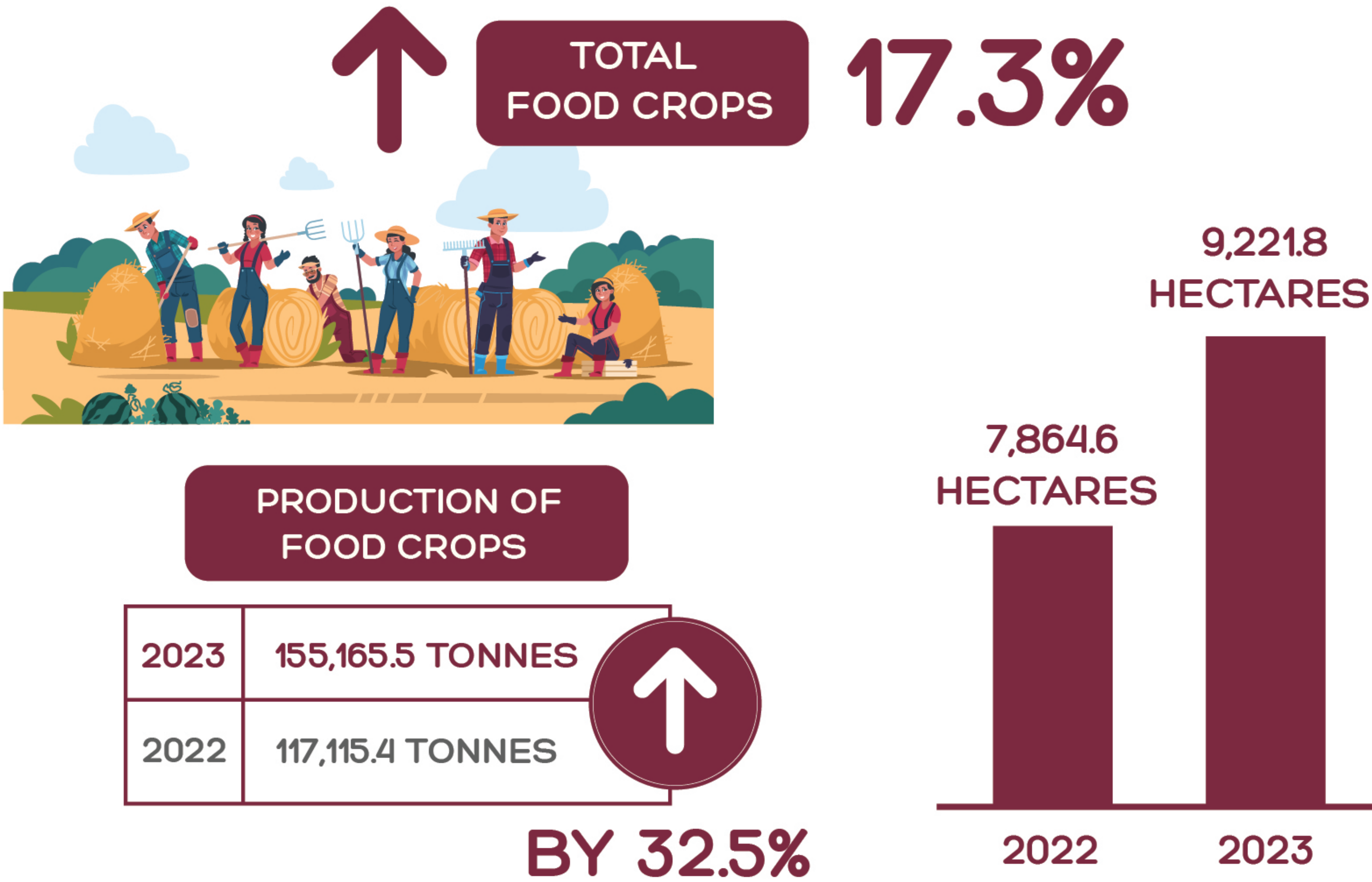


GROWTH OF THE HYDROPONICS SECTOR IN MAURITIUS



FOODCROPS	PRODUCTION (TONNES) - 2022	PRODUCTION (TONNES) - 2023
TOMATO	6,903.9	8,086.1
CABBAGE	24.6	46.6
BRINJAL	65.4	90.5
CREEPERS	1,096.5	1,479.7
GREENS	17.1	36.2
LETTUCE	287.6	538.6
SWEET PEPPER	785.9	982.5

TOTAL FOOD CROPS



SOURCES: STATISTICS MAURITIUS & FAREI

TEA



1,345
TONNES

1,156
TONNES



2022

2023



16.3%

PRODUCTION OF
MANUFACTURED TEA

PRODUCTION OF
GREEN TEA LEAVES

2023	6,762 TONNES
2022	6,351 TONNES



BY 6.5%



GREEN TEA LEAVES



288
ESTATES

3276
FREE PLANTER

6,762

TOTAL TEA
PRODUCERS

1738
METAYERS

1551
PLANTERS IN
COOPERATIVES

SUGAR CANE

